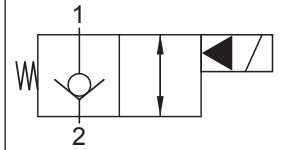




Up to 350 bar - 45 lpm

#### Symbol



#### Operation

This is a solenoid operated 2 way normally closed poppet valve which is typically used to lock a load in position. When energised the poppet opens and releases the load and allows flow to pass freely in both directions between 1 and 2. De-energised the valve allows free flow from 2 to 1.

A typical application for this valve is where a cylinder is required to float in the energised position and be locked in the de-energised position. The valve can also be used as a directional control.

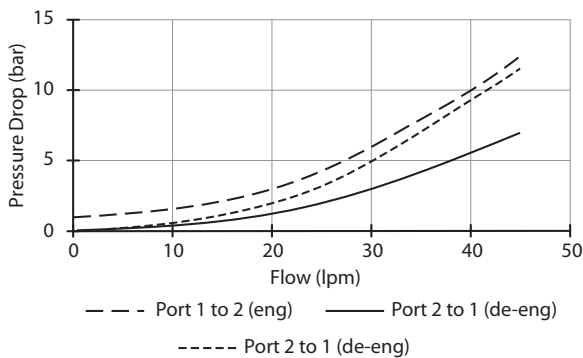
#### Manual override options available.

#### Features

- Hardened parts for long life.
- Efficient wet-armature construction.
- Cartridges are voltage interchangeable.
- Manual override options.
- Industry common cavity.
- Unitised, molded coil design.
- Continuous duty rated solenoid.
- Optional coil voltages and terminations.
- Optional "I" Coil: Weatherproof, Thermal, Shock, Immersion Safe.

#### Performance

32 cSt / 38°C.



#### Specifications

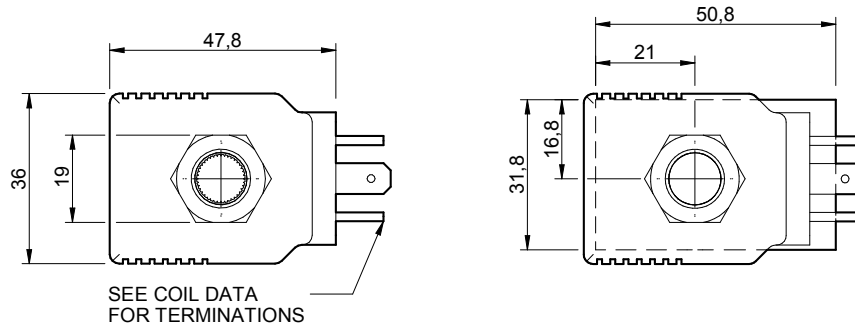
Nom. Flow (lpm)	45
Max. Pressure (bar)	350
Internal Leakage (32 cSt)	0 to 0.25 cc/min at 350 bar
Hydraulic Oil	General purpose hydraulic oil
Viscosity Range	3 to 640 cSt
Filtration	ISO 18/16/13
Operating Temp.	-20 to 100°C
Voltage	DC / AC (see coil data page <b>Coil-P</b> )
Cartridge Torque	47 Nm
Coil Nut Torque	6 to 8 Nm (max.)
Cavity	PB08-2 (see cavity data page <b>CAV-PB08-2</b> )
Spare Seal Kit (Viton)	SK-DPBVHA
Weight - Cartridge only	0.13 kg
Weight - Cartridge + Coil	0.32 kg
Weight - Cartridge + Coil + Body	0.43 kg (alum) 0.64 kg (steel)

#### Energisation Chart

Solenoid	Flow Direction	
	1 → 2	2 → 1
De-energised	Load holding	Free flow
Energised	Free flow	Free flow

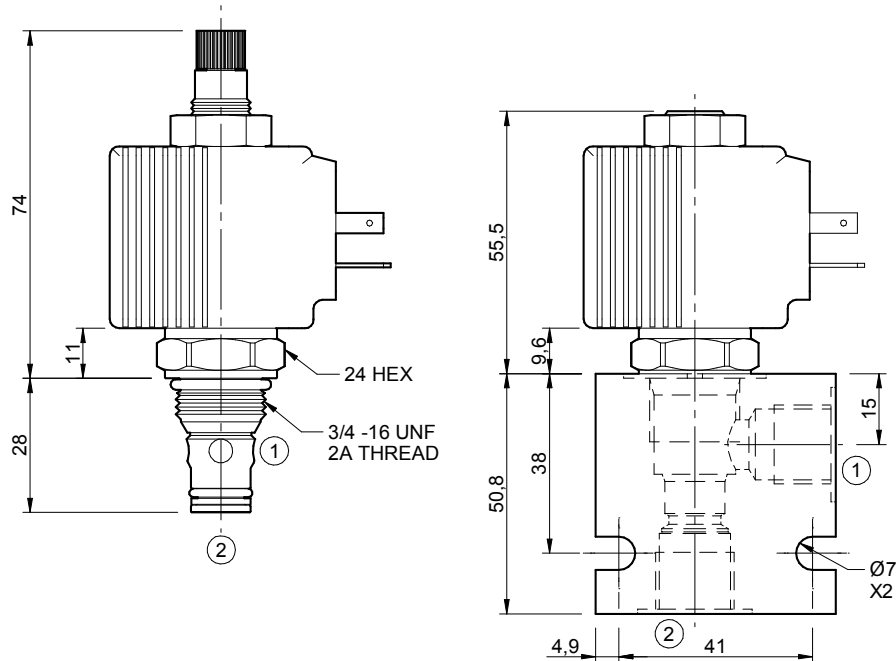
**Dimensions**

[mm]


**To Override**

Screw counter- clockwise to open

Coil shown is JH (standard option).


**Ordering Code**
**T-HBS2B**

	**	**	**	*	*	*
<b>Options</b>	<b>Coil Termination</b>	<b>DC Voltage</b>	<b>Port size (BSP)</b>	<b>No. of ports</b>	<b>Body material</b>	
00 - Nitrile	JL - Double lead (1)	12 - 12 Vdc	A - 1/4"	2 - 2 ports	A - Aluminium	
V0 - Viton	JH - EN 175301-803* (1)	24 - 24 Vdc	B - 3/8"	<b>Options -</b> See page B-DPB	S - Steel	
OK - Nitrile, o/ride., screw	JD - Deutsch (1)		<b>Options -</b> See page B-DPB			<b>For pressures over 210 bar use steel.</b>
VK - Viton, o/ride., screw	DS - Double Spade (2)					
	HC - EN 175301-803* (2)	<b>AC Voltage</b>				
		25 - 24 Vac				
	<b>Compatible Coils</b>	11 - 110 Vac				
	J, K, P & PI (immersion proof)	23 - 250 Vac				
	For details & options see coil datasheets					

 (1) - J Coil.  
 (2) - P Coil.

\*Formerly DIN 43650 Hirschmann connector.